










	Brass Deck Light		Half Moon Deck Light	
Finishes	<b>CBR</b>		<b>BBR (shown), AZT, WHT</b>	Additional Finishes
Item Number and Finish	15477 CBR		15064 AZT 15064 BBR 15064 WHT	 AZT
Housing	Cast Brass		Cast Aluminum or Cast Brass (BBR)	 WHT
Lamp Base	12V T5 Wedge base socket		12V T3 Bi-Pin, high-temperature porcelain socket	
Lamp Options-Power usage at 12V AC input	<b>Incandescent:</b> Max: 13W(VA) Type 912	<b>LED:</b> 2W T5 Wedge (18120, 18121) Compares up to 16W Xenon 1.2W T5 Wedge (18198, 18199) Compares up to 10W Halogen	<b>Incandescent:</b> 4W(VA) 901X (17021)	<b>LED:</b> 2W T3/G4 Bi-Pin (18124, 18125) Compares up to 20W Halogen 1.2W T3/G4 Bi-Pin (18200, 18201) Compares up to 10W Halogen <i>Light distribution may be affected by location of sockets</i>
Wiring	72" of usable #18-2, SPT-1W leads. Cable connectors not included.		72" of usable #18-2, SPT-1W leads. Cable connectors supplied.	<b>Coordinating Products</b>
Notes	Includes two #8 screws for mouting. Brass will naturally patina over time.		Includes 10W(VA) Q10T3 (17011) Halogen lamp. LED version of fixture <b>15764</b> on page 65. Brass will naturally patina over time.	 Path Light <b>15360</b> , see page 140
Dimensions	 3.43" dia.  1.93"		 4" dia.  2"	